



INTERNATIONAL FEDERATION OF THE SOCIETIES FOR HISTOCHEMISTRY AND CYTOCHEMISTRY

www.ifshc.com

NEWSLETTER November 2017

IFSHC EXECUTIVE COMMITTEE

President

Assoc. Prof. Dr. Hinke Multhaupt, Ph.D.
Copenhagen Biocenter - BRIC
University of Copenhagen
Ole Maaløes Vej 5
DK-2200 Copenhagen Denmark
hmu.ifshc@gmail.com

Past-President

Prof. Dr. Serap Arbak, Ph.D.
Department of Histology and Embryology
Acibadem University School of Medicine
Maltepe Istanbul Turkey
arbaks@yahoo.com

Secretary-General

Prof. Dr. Zbigniew Kmiec, M.D., Ph.D.
Department of Histology
Medical University of Gdansk
ul. Debinki 1, 80-210 Gdansk, Poland
zkmiec@gumed.edu.pl

Treasurer

Prof. Dr. Toyoshi Fujimoto, M.D., Ph.D.
Department of Anatomy and Molecular Cell Biology
Nagoya University Graduate School of Medicine
Nagoya, Japan
tfujimot@med.nagoya-u.ac.jp

Councilors

Assoc. Prof. Dr. Margarida M. Barroso, Ph.D.
Department of Molecular and Cellular Physiology
Albany Medical College
Albany, NY, 12208, USA
BarrosM@amc.edu

Prof. Dr. Pavel Hozák, Ph.D.
Laboratory of Biology of the Cell Nucleus
Institute of Molecular Genetics of the ASCR, v.v.i.
Videnská 1083
142 20 Prague 4, Czech Republic
pavel.hozak@img.cas.cz

IFSHC BANK ACCOUNT

Nordea Bank
1023 Helsinki-Meilahti
Tukholmankatu 2
00250 HELSINKI, FINLAND

Account number 102335-111070
IBAN FI 6510233500111070
BIC NDEAFIHH



Message from the IFSHC President,

HINKE MULTHAUPT, Ph.D.

Dear Colleagues:

It is a distinct pleasure and privilege to write as the incoming President of the IFSHC. 2017 has been a busy but successful year for us. After the difficulties arising out of the 2016 meeting in Istanbul that eventually led to its postponement, we met in the sunshine of Antalya in May of this year. Past-president Serap Arbak deserves our deep gratitude for the work she and her colleagues put into the meeting, especially since the Turkish Society for Electron Microscopy had to work twice over to host the conference. There can be no doubt that she is a deserving winner of Paul Nakane award, along with Toyoshi Fujimoto. The science was excellent and as always it was a great place to interact with students, meet old friends and colleagues and make new acquaintances. A large number of students is always a good sign and it was a pleasure to interact with many of them.

A key event at our conferences is to consider the site for the next meeting, in 2020. We are very pleased that The Society for Histochemistry will host this conference in the inspiring and beautiful city of Prague. I look forward to working with our Council and The Society for Histochemistry over the next three years. Prague's central location in Europe and easy connections elsewhere will be a bonus and we look forward to an exciting and stimulating event. Further details of the meeting site, dates and programme outline will be with us in the near future.

We also welcome new members to the IFSHC committee, Margarida Barroso (Histochemical Society) and Pavel Hozak (Society

for Histochemistry) who will be the lead for ICHC2020. Our new Treasurer is Toyoshi Fujimoto (Japanese Society for Histochemistry and Cytochemistry), while Zbigniew Kmiec (Polish Society for Histochemistry and Cytochemistry) will remain as Secretary-general and provide the benefits of continuity and experience.

We all know that in the current funding climate across many countries, science is getting ever more challenging. At the same time, advances in technology, informatics and genetics open up new vistas and promise much in terms of new molecular approaches to disease. Despite this, the techniques and technology behind our science remain in constant demand. Immunochemistry is a key technology and will continue to be so, not only in pathology and diagnostics, but as vital methodology in many research laboratories. So as we move to the end of this decade, I remain optimistic and passionate about the science we carry out and its necessity. Please keep in touch as we look forward to meeting up in Prague in 2020.

With best wishes and a good start for 2018,

Hinke



Message from the IFSHC Past-President and President of ICHC2017

SERAP ARBAK, Ph.D.

Dear Colleagues,

The 15th International Congress of Histochemistry and Cytochemistry (ICHC2017) which have been held on 18-21 May 2017 in Antalya, Turkey, is the first congress of Turkish Society for Electron Microscopy (TSEM) which is organized internationally under the auspices of IFSHC. My special thanks are for Executive Committee members and past-President of International Federation of Societies for Histochemistry and Cytochemistry (IFSHC), Prof. R. Osamura, Prof. Z. Kmiec, Assoc. Prof. H. Multhaupt, Assoc. Prof. R. Coleman and Prof. T. Takamatsu. They provided us this unique opportunity to unite international histochemists and cytochemists in Antalya. As Past President of IFSHC, I am grateful for all of their kind supports and cooperations they have provided in the Executive Board of IFSHC during 2012-2017.

A congress becomes a success only if participants arrive. Thus, I do express my sincere thanks to all of the participants who came from different countries to be with us in ICHC 2017. I really wish our whole IFSHC community will be much more connected in the future congresses in peaceful days.

ICHC2017 had 274 participants from 21 countries. 5 plenary and 41 invited lectures, 21 scientific sessions with 59 oral presentations, including society-sponsored and journal-sponsored sessions and 2 poster sessions with 276 poster presentations were within the scientific programme of ICHC2017.

During Opening Ceremony, Prof. John COUCHMAN has delivered the prestigious David Glick Lecture entitled as **'Syndecans: receptors with signalling functions and roles cell adhesion and disease'**.

The Paul Nakane Prize, awarded by the Executive Committee of IFSHC, has been presented to Prof. Toyoshi FUJIMOTO and Prof. Serap ARBAK.

Plenary lectures were presented by Prof. Vasif HASIRCI 'The Dialog Between Biomaterials and Cells', Prof. Christopher CREMER 'Single Molecule Localization Microscopy of Nuclear Genome Nanostructure', Prof. Pavel HOZAK 'Uncovering roles of lipids in genome regulation', Dr. Bruno HUMBEL 'Correlative Light and Electron Microscopy Approaches in Cell Biology'; Prof. Dr. Nadine PEYRIERAS '3D+time imaging data and image analysis for the reconstruction of multilevel dynamics in animal morphogenesis'.

As Special sessions; "Let seniors share their expertise with juniors" and "Young Histochemists Awardees" sessions took place within the scientific programme. Five young histochemists selected by the respective Societies were Dr. Kaya (Turkey), Dr. Burini (Italy), Dr. Kiezun (Poland), Dr. Lopes (Czech Republic) and Dr. Kurshed (The Netherlands). They have been awarded following their oral presentations in "Young Histochemists Awardees".

Three workshops (Immunogold Staining; Introduction to 3-Dimensional Modeling and Animation in Histology and Embryology; Basic Stem Cell Culture Techniques and Applications) and sponsored company-based exhibitions have been organized during the Congress.

Photography Show " My Beloved Turkey", by Mr. Ibrahim Zaman during the Opening Ceremony, as well as Welcome Reception & Gala Dinner were among the highlights of ICHC 2017.

Overall, the Congress was a successful scientific event with very lively activity and a considerable number of attendees, with many young participants.

ICHC 2017 has been organized with kind sponsorship from the European Microscopy Society, which enabled the organizers to invite two plenary lecturers.

As always, in order to establish a strong communication network among our members, as IFSHC Executive Board, we are looking forward to hear about recent activities of your societies including information regarding your future scientific meetings. We always appreciate your strong support for IFSHC.

Please do not hesitate to contact me if you will have further questions for IFSHC or ICHC 2017.

Best regards,

Serap Arbak



**Message from the IFSHC Secretary-General
Zbigniew Kmiec, M.D., Ph.D.**

Dear Colleagues,

As you certainly know, the 15th IFSHC Congress, originally planned for June 2016, had been postponed and was held in Antalya, Turkey, on May 18-21, 2017. I am happy that the ICHC 2017 proved to be a successful scientific conference enriched by many surprising cultural discoveries.

During the ICHC 2017 two Delegates meetings took place. At the first one 10 delegates of the member Societies and three IFSHC council members listened to the presentations of the bids to organize ICHC 2020. The Society of Histochemistry was represented by Professor Pavel Hozak and the Histochemical Society was

represented by Professor John Coachman. During the second meeting the delegates have selected the Society of Histochemistry to organize the next IFSHC congress in 2020 in Prague, Czech Republic. The work of the Executive Council during the years 2012 – 2017 has been positively acquitted by the *ad hoc* appointed Delegates' committee. Moreover, new IFSHC Executive Committee members were elected. Hinke Multhaupt, PhD, became the new IFSHC President, Zbigniew Kmiec, MD, PhD - Secretary-General, and Toyoshi Fujimoto, MD, PhD - the Treasurer. Two new Councilors joined the IFSHC board: Margarida Barroso, PhD and Pavel Hozak, PhD.

As you will see from the reports of the Member Societies, many of them are highly active. I shall be pleased to receive reports about your recent news including upcoming scientific meetings, courses etc. from your societies. All this information will provide an efficient network supporting an increasingly interconnected community. In this Newsletter you can read about the activities of the international and national societies, members of our Federation which were sent by their Officers. For your convenience, the conferences of the member societies planned for the year 2018 have been additionally listed at the end of this newsletter.

Furthermore, I would like to encourage your society to use the IFSHC website at www.ifshc.com. Here we can announce information about your upcoming scientific activities for the years 2018 and 2019. Your constructive suggestions will stimulate exchange of ideas in order to optimize the use of our web site.

I wish you all the best in 2018.

Zbigniew Kmiec



Message from the IFSHC Treasurer

Toyoshi Fujimoto, M.D., Ph.D.

Dear Colleagues,

I would like to take this opportunity to introduce myself as Treasurer, succeeding Dr. Hinke Multhaupt, who has done an exceptional job to keep the financial status of the IFSHC stable.

As all of you well understand, the income of IFSHC is generated through the annual dues paid by our member societies. The finances are used for the Paul Nakane and the Glick awards, and most importantly, for the awards for Young Investigators nominated by the member societies. All societies who pay their annual dues are entitled to send a voting delegate and a Young Investigator to the ICHC meeting.

I would like to ask all member societies to pay their dues in a timely fashion. The payment structure is for small societies (less than 100 members) to pay annual dues of €100.00 and for bigger societies (more than 100 members) to pay annual dues of €200.00. It is up to each society if they want to pay their dues annually, every 2 years or as a total sum for the 4 years.

Please send your subscriptions to the Nordea Bank using the following information:

Account number 102335-111070

IBAN FI 6510233500111070

BIC NDEAFIHH

The address of the Nordea Bank is:
Nordea Bank
1023 Helsinki-Meilahti
Tukholmankatu 2
00250 HELSINKI
FINLAND

Please do not hesitate to contact me if you have any questions related to the payment.
I look forward to working with you until the next IFSHC meeting in 2020.

Toyoshi Fujimoto

**SOME HIGHLIGHTS FROM THE 15TH INTERNATIONAL CONGRESS OF
HISTOCHEMISTRY AND CYTOCHEMISTRY**
ICHC 2017, May 18-21 in Antalya, Turkey www.ichc2017.com



(From left to right) Zbigniew Kmiec, Hinke Multhaupt, John Couchman (this year's David Glick Lecturer) and Serap Arbak . Image www.ichc2017.com

'DAVID GLICK LECTURESHIP

The David Glick Lecture, established in 1982 by an anonymous donation, will be presented at each International Congress of Histochemistry and Cytochemistry in recognition of the contributions of David Glick. The Lecturer selected should be a prominent histochemist or cytochemist, who will be granted travel expenses, a cash honorarium and a scroll or certificate to mark the award.'

The plaque reads as follows

THE DAVID GLICK AWARD

Awarded in Recognition of
Outstanding Scientific Contributions to the Advancement and Practice of
Histochemistry and Cytochemistry
Presented by the

International Federation of Societies for Histochemistry and Cytochemistry
to

JOHN R. COUCHMAN, Ph.D.

at the 15th International Congress of Histochemistry and Cytochemistry,
Antalya, Turkey
May 18, 2017



One of this year's Paul Nakane Prize recipients was Prof. Serap Arbak (*sixth from the right*) seen here surrounded by colleagues and friends. Image www.ihc2017.com

Two Paul Nakane prizes were awarded this year at the meeting. One was given to Prof. Serap Arbak in recognition for her leadership and contributions to the field. The second was awarded to Prof. Toyoshi Fujimoto, who unfortunately couldn't be present at the meeting to receive the award.

The plaque reads as follows

THE PAUL K. NAKANE PRIZE

Awarded in Recognition of
Outstanding Scientific Contribution and International Leadership
in the Advancement of the Disciplines of Histochemistry and Cytochemistry
Presented by the

International Federation of Societies for Histochemistry and Cytochemistry
to

SERAP ARBAK, Ph.D.

at the 15th International Congress of Histochemistry and Cytochemistry
Antalya, Turkey
May 18, 2017

'PAUL NAKANE PRIZE

'Paul Nakane Prize' in Histochemistry and Cytochemistry will be conferred at every quadrennial international congress. The prize is intended to be a lifetime achievement award that is presented to an individual who has shown outstanding international leadership to advancing the fields of histochemistry and cytochemistry. The prize includes a plaque and honorarium.'

(From IFSHC bylaws
<http://ifshc.com/21947.html>).



YOUNG HISTOCHEMISTS AWARDS

'In every international congress, each member society of IFSHC could nominate one young scientist among their young members of under the age of 35 for 'Young Histochemist Award'. The Young Histochemists will receive free registration and accommodation in addition to a cash travel award to help cover in part the cost of airfare.'

(From IFSHC bylaws
<http://ifshc.com/21947.html>).

Young Histochemists 2017 (from left to right) Dr. Jacek Kiezun (Polish Society for Histochemistry and Cytochemistry), Dr Özlem Tuğçe Kaya (Turkish Society for Electron Microscopy), Dr. Debora Burini (Italian Society of Histochemistry), Prof. Zbigniew Kmiec (secretary-general IFSHC), Prof. Serap Arbak (president IFSHC), Prof. Hinke Multhaupt (Treasurer IFSHC), Dr. Mohammed Khurshed (Dutch Society for Cell Biology) and Sara Escudeiro-Lopes (Society for Histochemistry). Image www.ihc2017.com



The great success of IHC2017 in Antalya is the result of very hard work by three dedicated scientists, from left to right **Selma YILMAZER (Secretary General)**, **Serap ARBAK (President)** and **Melek ÖZTÜRK (Vice President)** and their teams. Image www.ihc2017

A big **THANK YOU** from all of us.

On September 22-23, 2017 the **37th Congress of the Italian Society of Histochemistry**, was held in Taormina, Sicily, organized by Proff. Giuseppe Anastasi and Domenico Puzzòlo (Department of Biomedical and Dental Sciences and Morphofunctional Imaging, University of Messina). The Proceedings of the Congress have been published in the European Journal of Histochemistry (available at <http://ejh.it/index.php/ejh/article/view/2844>).

Four other events have been held under the auspices of the Italian Society of Histochemistry:

- The Conference ***“Inside out – outside in the skin”***, Milan, 8-10 June, organized by Prof. Elena Donetti for the Society for Cutaneous Ultrastructure Research (SCUR) - The Skin imaging Society (<http://www.scibis.unimi.it/extfiles/unimidire/234601/attachment/44th-scur-milan.pdf>)
- ***“Correlative microscopy in life and materials sciences”***, Rome, 6-7 November, organized by Dr. Stefania Meschini for the Italian Society for Microscopical Science (http://www.sism.it/eventi_sism.php)
- The ***“1st Course on electron and confocal microscopy in the field of Botany”***, Modena, 4-5 December, organized by Dr. Massimo Tonelli for the Italian Society for Microscopical Science (<file:///C:/Users/user/Downloads/locandina%20corso%20SISM%20microscopia%20e%20botanica.pdf>)
- The ***“Winter School on microscopy sciences”***, Verona, 20-24 November, organized by Prof. Manuela Malatesta at the University of Verona, for the PhD programs “Biotechnology”, “Informatics” and “Nanoscience and advanced technologies” (<http://www.univr.it/main?ent=aol&id=14&page=scuolodottorato&lang=en>)

The Society was also involved in organizing two theoretical and practical courses:

- ***“Digital imaging and image integrity in scientific publications”***, coordinated by Dr. Valentina Lodde for the PhD program of Veterinary and Animal Science (University of Milan, May 9-11)
- ***“Microscopy techniques”***, organized by Prof. Marco Biggiogera for the PhD program of Genetics, Molecular and Cellular Biology (University of Pavia, 13-17 November).

Plans for 2018

In 2018, the Society will organize the workshop ***“Foods and drinks at the microscope: imaging techniques for food analyses”***, to be held in Milan on September, in collaboration with the Istituto Lombardo Accademia di Scienze e Lettere (<http://www.istitutolombardo.it/>).



SOCIETY FOR HISTOCHEMISTRY

www.histochemistry.eu

The 58th Symposium of the Society for Histochemistry took place as a joint venture with the COST action "An integrative action for multidisciplinary studies on cellular structural networks (EuroCellNet)" on the 23rd and 24th of March 2017.

Robert Feulgen Lecturer was Theodore Alexandrov (EMBL Heidelberg, Germany), title: "Metabolite imaging enabled by mass spectrometry and big data analysis".

The 59th Symposium of the Society for Histochemistry is planned as a joint venture with the 22nd International Chromosome Conference (Sept. 2nd – 5th, 2018, Prague, Czech Republic).

At the 15th International Congress of Histochemistry and Cytochemistry in Antalya, Turkey the Society of Histochemistry was represented by Pavel Hozák (Institute of Molecular Genetics of the ASCR, Czech Republic), title: "Uncovering roles of lipids in genome regulation". It was decided that the next ICHC in 2020 will take place in the beautiful city of Prague where the Society of Histochemistry intends to host a special session.

It is my pleasure to extend a warm invitation to everyone to attend what is sure to be a memorable conference. There will be scientific and poster sessions, social events and time to make new acquaintances and meet old friends. There will be, as usual, emphasis on supporting our younger conferees. The latest developments in our field will be displayed in what is sure to be a highlight of the year. We hope to welcoming you to Prague and a great ICHC2020 meeting!

Plans for 2018: The 59th Symposium of the Society for Histochemistry is planned as a joint venture with the 22nd International Chromosome Conference (Sept. 2nd – 5th, 2018, Prague, Czech Republic).



Mara Pilmane (Riga Stradins University, Latvia), Selma YILMAZER (Secretary-General ICHC2017), Serap ARBAK (President ICHC2017) and Pavel Hozák (President ICHC2020). Image www.ichc2017.com



Japan Society of
Histochemistry and Cytochemistry

Established 1959

JAPAN SOCIETY OF CYTOCHEMISTRY AND HISTOCHEMISTRY

<http://jshc.nacos.com/>

- **The 42nd Technical Seminar** of the Japan Society of Histochemistry and Cytochemistry was held in Maebashi, Gunma, on August 2—4, 2017.
- **The 58th Annual Meeting** of the Japan Society of Histochemistry and Cytochemistry was held in Toon, Ehime on September 23—24, 2017.
- **The 12th China-Japan Joint Seminar** on Histochemistry and Cytochemistry was held in Zhangjiakou, Hebei, China on August 27—28, 2017.

■ **2017 Award Recipients:**

Takamatsu Prize:

Mayumi Nishi (Department of Anatomy and Cell Biology, Nara Medical University)

Young Investigator Award:

Keiko Takanami (Graduate School of Natural Science and Technology, Okayama University)

Acta Histochemica et Cytochemica (AHC) Awards:

Author Name: **Gazi Jased Ahmed** and **Eri Tatsukawa** (Nagasaki University Graduate School of Biomedical Sciences)

Article Title: Regulation and Biological Significance of Formation of Osteoclasts and Foreign Body Giant Cells in an Extraskelatal Implantation Model

Volume, Issue, Pages: Vol. 49 (2016) No. 3 p. 97-107; DOI: <http://doi.org/10.1267/ahc.16007>

Author Name: **Takanori Onouchi** (Fujita Health University School of Medicine)

Article Title: Visualization of Neutrophil Extracellular Traps and Fibrin Meshwork in Human Fibrinopurulent Inflammatory Lesions: III. Correlative Light and Electron Microscopic Study

Volume, Issue, Pages: Vol. 49 (2016) No. 5 p. 141-147; DOI: <http://doi.org/10.1267/ahc.16028>

Author Name: **Keiko Takanami**^{1,2}, (Okayama University, ²Kyoto Prefectural University of Medicine)

Article Title: Comparative Anatomy of Gastrin-releasing Peptide Pathways in the Trigeminal Sensory System of Mouse and the Asian House Musk Shrew *Suncus murinus*

Volume, Issue, Pages: Vol. 49 (2016) No. 6 p. 181-190; DOI: <http://doi.org/10.1267/ahc.16030>

※Authors affiliations are their institutions at the time of publication.

■2018 events:

- **The 43rd Technical Seminar** of the Japan Society of Histochemistry and Cytochemistry will be held in Nara on August 2—4, 2018.
- **The 59th Annual Meeting** of the Japan Society of Histochemistry and Cytochemistry will be held in Miyazaki, on September 29—30, 2018.



ROYAL MICROSCOPICAL SOCIETY www.rms.org.uk

Royal Microscopical Society 2017

mmc2017, a new Chief Executive and our first event in America were just some of the highlights for the RMS this year.

As we approach the end of 2017, we now have over 1700 members from all over the world including 300 students. This year we announced seven new Honorary Fellows of the RMS, the highest honour that we can bestow to eminent microscopists. We have welcomed; Prof Lawrence Michael Brown, Prof Stefan Hell, Prof Wolfgang Baumeister, Prof John Spence, Dr Frances Ross, Dr Bridget Carragher and Prof Brian J Ford.

Four of these Honorary Fellowships were awarded at the flagship event of the RMS, mmc2017 which took place in Manchester, UK in July and attracted over 1300 delegates and over 120 manufacturers and suppliers. The busy scientific programme included many lectures and free workshops covering all aspects of microscopy and the huge exhibition offered a great place to meet with company representatives and learn about the new equipment on the market

In June of this year, the RMS travelled to Austin, Texas for the first ever ToScA USA taking our well-established tomography symposium across the pond! As in the UK, this event brought industrial and academic delegates together to discuss this rapidly emerging technique and the huge variety of applications it lends itself to.

Further in the international arena, we are proud to have been selected by SCANDEM and the EMS as the PCO for emc2020, the next European Microscopy Congress which will take place in Copenhagen in August 2020.

We have also been selected as PCO for elmi2018 which is taking place in Dublin, Ireland from 5-8 June. We expect to see a huge number of delegates working in light microscopy gather in Dublin for this great European event.

We were very pleased to see CryoEM with Professor Dubochet and Drs Henderson and Frank awarded the Nobel Prize for Chemistry just a few weeks ago. We celebrated this exciting news with a free special issue of our Journal of Microscopy including papers published in the journal by the Nobel Laureates, including some of the papers cited by the Nobel committee. This issue is available to view for free until 31 December at www.journalofmicroscopy.org.

Our Facilities Database, in collaboration with BioImagingUK, now lists information for virtually all the imaging facilities in the United Kingdom. Over 80 facilities are listed alongside details of the equipment housed within them and the services they provide.


Finally, 2017 saw Allison Winton appointed as the new Chief Executive of the RMS and Dr Vikas Trivedi, University of Cambridge as the new Deputy Editor of **infocus** magazine. Allison will continue to steer the RMS towards its vision of being the 'go to' place for anyone wanting to know anything about microscopy, imaging and cytometry and Dr Trivedi joins infocus just ahead of the publication of its 50th issue in summer 2018.

Continuing to look ahead to next year, we will be getting off to a busy start with our facility meetings for light and electron microscopy and flow cytometry all taking place in January.

The summer will host our more focussed meetings; SPM 2018, Frontiers in BioImaging and flowcytometryUK where we will be presenting our biennial Medal for Flow Cytometry for which nominations are currently open.

We look forward to serving the microscopy community again throughout 2018 and look forward to meeting many of you at events throughout the year.

Find out more about our activities at www.rms.org.uk



mmc2017 included a busy scientific programme and a huge microscopy exhibition



Delegates during one of the seven parallel sessions at mmc2017



ToSca USA delegates gather for their group photo at the University of Texas, Austin



*Allison Winton,
Chief Executive of the RMS*

CZECH SOCIETY FOR HISTO- AND CYTOCHEMISTRY

www.cshc.cz/eng



Morphology 2017, 50th International Congress of the Czech Anatomical Society and 54th Lojda Symposium in Histochemistry, was held **from 10 to 12 September 2017 in Pilsen, Czech Republic** under the patronage of the [Czech Anatomical Society](#) and the [Czech Society for Histo- and Cytochemistry](#).

Plans for 2018

The workshop „**Immunohistochemistry – Theory and Practice**“ will be held in February 7-8, 2018 in Hradec Králové. It will cover basic principles in immunohistochemistry including direct and indirect methods at light, fluorescent and electron microscopic levels, antigen retrieval, and system of controls, which will be followed by practical demonstration of critical steps in laboratory. The lectures will be devoted to advanced applications in immunohistochemistry and will cover simultaneous detection of several antigens, signal conversion and signal amplification.

Morphology 2018 that includes 55th Lojda Symposium in Histochemistry will be held from 6 to 8 September 2018 in Jihlava, Czech Republic.



<http://www.morphology2018.cz/>.



DANISH SOCIETY FOR CYTOCHEMISTRY AND HISTOCHEMISTRY

www.dschi.dk

General Assembly of DSCH took place on 6. April 2017 and elected a new board.

BOARD MEMBERS	ADDRESS	Phone +45	E-mail
Karina Hjort, <i>Chairman</i>	Agilent Technologies, Produktionsvej 42, 2600 Glostrup	22 15 95 81	karina.hjort@agilent.com
Sara Rørvig, <i>Vice Chairman</i>	Patologiafdelingen, afs. 5442, Rigshospitalet, Blegdamsvej 9, 2100 Ø	42 60 62 26	sara-roervig@hotmail.com
Tove Kirkegaard, <i>Secretary</i>	Kir. Afd., Forsk. Enh., Sj. Universitetshosp, Lykkebækvej 1, 4600 KØ	47 32 15 03	tokc@regionsjaelland.dk
Hans Lyon	Patologiafdelingen, Hvidovre Hosp., Kettegård Allé 30, 2650 Hvidovre	36 32 22 67	lyon@post4.tele.dk
Marianne Pedersen, <i>Treasurer</i>	Patologiafdelingen Sj. Universitetshosp, Sygehusvej 10, 4000 Ros.	47 32 59 59 21	mper@regionsjaelland.dk
Marianne Rasmussen <i>Webmaster</i>	Patologiafdelingen, afs. 5442, Rigshospitalet, Blegdamsvej 9, 2100 Ø	35 45 53 41	marianne.rasmussen.04@regionh.dk

Meetings during 2017:

- January – **Epigenetic changes in cancer** (65 participants)
- May - **New initiatives for targeted treatment of lung cancer** (70 participants)
- November 2017 - **Diagnostic and treatment of brain tumors**

DSCH treasurer Marianne Pedersen participated in the ICHC in Turkey in May 18-21, 2017

- As DSCH delegate
- As DSCH representative in the IFSHC general assembly
- As chairman for one scientific session

Coming meetings for 2018:

- March - Colorectal cancer- new experimental treatments and perspectives
- New treatment methods and technologies



Chairs: **Sevdha Müftüoğlu** (*Hacettepe University, Turkey*) and **Marianne Pedersen** (*Denmark*) – **Symposium Cellular Aging and Cell Death-II** at ICHC2017 in Antalya, Turkey
(Image www.ihc2017.com)

The 51th Symposium of the Polish Society was organized in 2017 by colleagues from the Medical University of Warsaw, in Warsaw, Poland, from 12 to 14 September. The meeting was entitled: ***'Tissues, cells, genes'***. The keynote lectures were presented by Professor Piotr Siciński (Harvard Medical School, USA) - *"Cell cycle machinery in development and cancer"* and Professor Dariusz Górecki (University of Portsmouth, UK) - *"Functional regulation of P2RX7 purinoceptor in health and disease"*. The Symposium was also the occasion for celebration of the 100th Anniversary of the Department of Histology and Embryology of the University of Warsaw (since 1945 Medical University of Warsaw) with a Special Session chaired by Professor Stanisław Moskalewski and Dr. Łukasz Biały.



Piotr Siciński (Harvard Medical School, US)
Keynote lecturer



Dariusz Górecki (University of Portsmouth, UK)
Keynote lecturer

Almost 150 scientists participated in the Symposium, which was subdivided into 6 plenary sessions including 'Session of young Scientists' and 2 poster sessions with 60 posters. Apart from the high scientific level, the Symposium was also a social success thanks to the efforts of the local organizers (Professor Jacek Malejczyk and Dr. Ewa Jankowska-Steifer with their team). The abstracts of the Symposium have been printed and are available at the website of our society.

Every year during the Symposium an annual meeting of the Polish Society's is being organized. During this meeting President of the Society, Professor Mariusz Majewski presented issues related to society development directions, existing and planned collaborations and scientific conferences. Currently, the Polish Society has 344 Members (including 39 Honorary and Emeritus Members) organized in 12 local branches in country's leading academic centers. The main way of activity of the local branches is the organization of short scientific meetings with invited speakers from inland and abroad.

In the year 2018 the Polish Cytochemical and Histochemical Society will held its 52st Symposium entitled ***"Immunohistochemistry and molecular biology in morphology"*** from 11 to 14 September in Białystok (eastern part of Poland with the famous Białowieża National Park). We cordially invite you to participate in our Symposium. Further information will be available at: <http://pthc2018.kongresy.com.pl/>.



Past Presidents of PTHC: Prof. Hieronim Bartel (left) and Prof. Jerzy Kawiak (right)



Michał Żmijewski and Anna Ratajska



Participants of the 51th Symposium of the Polish Society, Warsaw, 2017



From left to right: Romuald Wojnicz, Michał Żmijewski, Ryszard Wiaderkiewicz and Elżbieta Wyroba



Young histochemist, Agnieszka Żuryn, receives a gift from Prof. Jacek Malejczyk, head of Organizing Committee



The Histochemical Society

9650 Rockville Pike • Bethesda, MD 20814-3998

Phone: (301) 634-7814 • Fax: (301) 634-7455

Email: mail@histochemicalsociety.org

www.histochemicalsociety.org

online ISSN: 1551-5044 FEIN: 13-6170705

HISTOCHEMICAL SOCIETY

2017 Society Activities:

2017 Program at Experimental Biology hosted by ASIP, April 2017. ***Imaging signaling in vivo -- from cell biology to animal models*** with featured speakers, Kurt Anderson, Roberto Weigert, and Irina Larina along with a JHC Lecture ***Illuminating Biochemical Activity Architecture of the Cell***, featuring Jin Zhang. HCS hosted a society business meeting and award reception as well as an exhibit booth and council and JHC editorial board meetings. HCS presented [Vector and Lillie Awards](#) along with several [Travel Awards](#). A slide show of the 2017 events is available [HERE](#).

HCS Capstone Grants program led by the Education Committee, provided grants to three outstanding undergraduate students in 2017. [Awardees are listed here](#).

Awarded several travel grants to participants at various meetings such as the FRET & FLIM Microscopy workshop in March, the ASIP PISA workshop in Pittsburgh in September, and the Short Course on quantitative digital pathology in October at the University of Washington School of Medicine.

Introduced a new travel award program: *HCS Travel Awards in Imaging and Histochemistry (HCS-TA-IHC)*. This new award program is designed to encourage members or potential new members to attend or speak at society sanctioned workshops, courses, meetings or conferences. Awards are available on a rolling basis and specific opportunities are listed on the website. Awards are available at three career levels: Invited speaker, invited instructor, and travel award. Visit the [HCS website](#) to read more about this new program or to apply for an award.

2018 Plans:

- HCS will be well represented at the Experimental Biology Conference with an ASIP hosted session titled *Imaging Biomaterials in Disease* featuring Svetlana Lutsenko, Marianne Wessling-Resnick, and Iqbal Hamza. The JHC Lecturer will be E. Sally Ward. Again this year, HCS will present a workshop hosted by the American Association of Anatomists (AAA) entitled *Specimen Quality Drives Reproducibility* with featured speakers Douglas L. Rosene and Stephen Hewitt. HCS will also hold their annual award reception and business meeting and provide several merit based awards for travel and presentation recognitions. See the full program [HERE](#).
- Pursue several Strategic Plan initiatives to enhance membership representation and communications.
- Continue to explore educational outreach opportunities in the community.
- Support the growth and quality of the society's journal, *JHC*.

IFSHC Board Representation:

HCS is pleased to have President Margarida Barroso now serving on the IFSHC board. HCS is committed to building stronger communications and looks forward to future joint programs and initiatives.

2020/2024 Proposal:

HCS will support the 2020 meeting in Prague and also would be pleased to offer travel grants by application for those wanting to attend the event (see website for details.) HCS plans to submit a proposal to host the 2024 conference in the United States.

Submitted by Society Contact:

Kendra LaDuca
HCS Executive Director
9650 Rockville Pike
Bethesda, MD 20814
kladuca@histochemicalsociety.org
301-634-7814



TURKISH SOCIETY FOR ELECTRON MICROSCOPY (www.temd.org)

Turkish Society for Electron Microscopy has been the host society for '15th International Congress of Histochemistry and Cytochemistry-ICHC 2017-may 18-21, 2017 Antalya Turkey'. ICHC 2017 had 274 participants from 21 countries. David Glick Lecture, Five plenary and 41 invited lectures, 21 scientific sessions with 59 oral presentations, including society-sponsored and journal-sponsored sessions and 2 poster sessions with 276 poster presentations were within the scientific programme of ICHC 2017 (www.ichc2017.com). Five young histochemists Dr. Kaya (Turkey), Dr. Burini (Italy), Dr. Kiezun (Poland), Dr. Lopes (Czech Republic) and Dr. Kurshed (The Netherlands) have been awarded following as "IFSHC Young Histochemists Awardees".

As a parallel event, "23rd National Congress of Electron Microscopy (with international participation-EMK 2017) has been organized in May 19-21, 2017, Antalya Turkey (www.emk2017.com)

Turkish Society for Electron Microscopy has been one of the 'Organizer Societies' of '13th Multinational Congress on Microscopy' which was held in 24-29 September, 2017 in Rovinj, Croatia (www.mcm2017.irb.hr). Forty delegates from Turkey have been contributed to MCM 2017 with oral and poster presentations. Prof. Arbak, Prof. Yilmazer and Prof. Gulgun were members of International Scientific Committee and represented the Turkish Society as chairmans in 3 sessions.



Professor Turan, President of the EMK 2017, Antalya, Turkey

In 2017, monthly scientific meetings (with international participations) of the Turkish Electron Microscopy Society have been regularly organized in 8 different microscopy centers of Turkey.



Monthly organized scientific meetings in 2017

THE EVENTS TO BE ORGANIZED IN 2017 and 2018 BY TURKISH SOCIETY FOR ELECTRON MICROSCOPY

Turkish Society will organize in November 24, 2017 a half-day symposium titled as **'Focused Ion Beams Applications in Biotechnology'** in Acibadem Univ. School of Medicine , Dept. of Histology and Embryology Istanbul.

A half day symposium **"Neuronal stem cells: importance in the treatment of epilepsy"** will be held on December 14, 2017 in Istanbul Univ. Cerrahpaşa Medical Faculty, Dept. of Medical Biology ,Istanbul.

A workshop entitled as **'Cryo applications in biological sciences'** will be coorganized by LEICA and Acibadem Univ. School of Medicine, Dept. of Histology and Embryology in İstanbul on March 8-9, 2018.

In April, 13, 2018, a full day symposium as **'Clinical approaches in Stem Cells'** will be organized by İzmir Ekonomi Univ. School of Medicine in İzmir, Turkey.

The preparations for next **'24th National Congress of Electron Microscopy** (with international participation)' which will be organized in 2019 by Trakya Univ. School of Medicine Dept. of Histology and Embryology in Edirne will be going on during 2018.



**Delegates of Turkish Society at the 13th
Multinational Microscopy Congress-MCM 2017,
Sept 24-29, 2017, Rovinj, Croatia**

THE EVENTS TO BE ORGANIZED BY THE IFSHC MEMBER SOCIETIES IN 2018

The Histochemical Society

The HCS annual meeting will be held in conjunction with Experimental Biology 2018 in San Diego, CA, April 21-25, 2018. The Society will host HCS/ASIP Symposium: **Imaging Biometals in Disease** on Monday, April 23rd, 2018. Moreover, HCS and AAA will organize Symposium: **Specimen Quality Drives Reproducibility**.

See the full programme at <http://histochemicalsociety.org/Meetings-and-Courses/Histochemistry-2017/Program.aspx>.

Czech Society for Histo- and Cytochemistry organizes the workshop „Immunohistochemistry – Theory and Practice“ to be held in February 7-8, 2018 in Hradec Králové. The Symposium **Morphology 2018** that includes 55th Lojda Symposium in Histochemistry will be held from 6 to 8 September 2018 in Jihlava, Czech Republic. Detailed information will be available on website <http://www.morphology2018.cz/>.

Japan Society of Histochemistry and Cytochemistry will organize following events in 2018:

The 59th Annual Meeting of the Japan Society of Histochemistry and Cytochemistry in Miyazaki, on September 29–30, 2018.

The 43rd Technical Seminar of the Japan Society of Histochemistry and Cytochemistry in Nara on August 2–4, 2018.

Italian Spociety of Histochemistry will organize In 2018 the workshop **“Foods and drinks at the microscope: imaging techniques for food analyses”**, to be held in Milan on September, in collaboration with the Istituto Lombardo Accademia di Scienze e Lettere (<http://www.istitutolombardo.it/>).

Polish Cytochemical and Histochemical Society will held its 52nd Symposium entitled **“Immunohistochemistry and molecular biology in morphology”** from 11 to 14 September in Bialystok (Poland).

Turkish Society for Electron Microscopy will organize in April, 13, 2018, a full day symposium **‘Clinical approaches in Stem Cells’**. It will be organized by Izmir Ekonomi University School of Medicine, Izmir, Turkey.

A workshop entitled as **‘Cryo applications in biological sciences’** will be coorganized by LEICA and Acibadem Univ. School of Medicine, Dept. of Histology and Embryology in İstanbul on March 8-9, 2018.

Moreover, TSEM will organize in November 24, 2017 a half-day symposium titled as **‘Focused Ion Beams Applications in Biotechnology’** in Acibadem Univ. School of Medicine, Dept. of Histology and Embryology İstanbul. On December 14, 2017 a half day symposium **‘Neuronal stem cells: importance in the treatment of epilepsy’** will be held in İstanbul Univ. Cerrahpaşa Medical Faculty, Dept. of Medical Biology, İstanbul.

The preparations for next **‘24th National Congress of Electron Microscopy (with international participation)’** which will be organized in 2019 by Trakya Univ. School of Medicine Dept. of Histology and Embryology in Edirne will be going on during 2018.

Society for Histochemistry will roganise **The 59th Symposium of the Society for Histochemistry** as a joint venture with the **22nd International Chromosome Conference** from Sept. 2nd – 5th , 2018, Prague, Czech Republic.

Royal Microscopy Society invites for its 2018 events.

EM-UK 2018 will take place at the Glasgow Science Centre from 11-12 January.

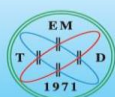
European Light Microscopy Initiative *elmi2018* will be hosted by RMS at University College Dublin from 5 - 8 June 2018 (www.elmi2018.eu).

Frontiers in BioImaging will take place at the University of Glasgow 27 -28 June 2018.

flowcytometryUK2018 will be organized from 26 July to 28 July in Edinburgh.

15th International Congress of Histochemistry and Cytochemistry-ICHC 2017

May, 18-21 2017
Antalya Turkey



**15th International Congress of
Histochemistry and Cytochemistry**
"From Molecules to Diseases"
ICHC 2017
Kervansaray Lara Hotel, ANTALYA
May 18 - 21, 2017






OPENING CEREMONY



Opening remarks by Prof. Serap Arbak,
President of ICHC 2017



David Glick Lecture presented by Prof. J. Couchman

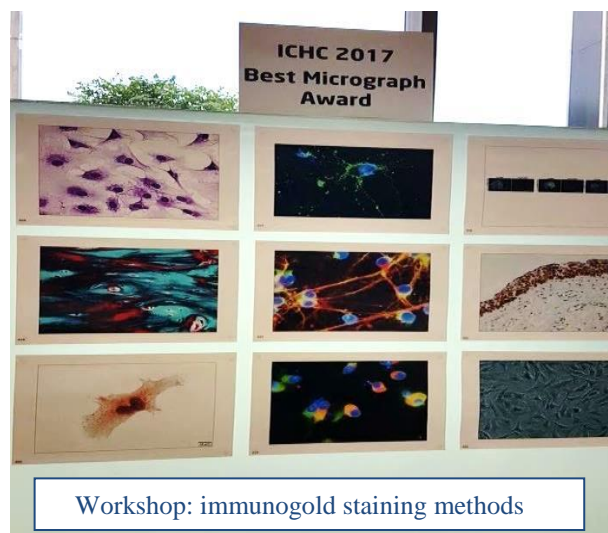


Paul Nakane Prize, presented to S. Arbak
by H. Multhaupt and Z. Kmiec



WELCOME RECEPTION





Workshop: immunogold staining methods



M. Davenne and S. Yilmazer



From left to right: Y. Misirli, P. Korkusuz and G. Musumeci



P. Hozak (president of ICHC 2020 - IFSHC First Delegates' Meeting)



From left to right: E. Falcieri and M. Pilmane



From left to right: P. Hozak, S. Arbak, C. Cremer



From left to right: E. Karaöz, A. Can and M. Ratajczak



From left to right: R. Demir and A. Uysal



From left to right: M. Ozturk, E. Dursun and S. Yilmazer



From left to right: M. Ozturk, S. Arbak, M. Plodinec and L.Bojesen




From left to right: A. Kittel and G. Oktem



From left to right: I Tuğlu and A. Ozgorgulu



From left to right: S. Arbak, N. Peyrieras, B. Humbel



CLOSING CEREMONY



ICHC 2017 Organizing Committee



H. Multhaupt, New President of IFSHC



FIGUR Company and Organizers of ICHC 2017



From left to right: S. Arbak (Ex-President, IFSHC), H. Multhaupt (President, IFSHC) and Z. Kmiec (Secretary-General, IFSHC)



From left to right: M. Ozturk, S. Arbak, ICHC 2020 President P. Hozak, H. Multhaupt, S. Yilmazer and Z. Kmiec



GALA DINNER



Phaselis antique city sightseeing tour



Honorary President of TSEM, Prof. Y. Canberk, receiving the Honorary Plaque